

November 3, 2023
Town of Harbour Grace
On behalf of
Harbour Grace Volunteer Fire Brigade

Request for Tender

The Town of Harbour Grace, on behalf of the Harbour Grace Volunteer Fire Brigade invites companies (tenderer) to submit tenders for the supply of a new rescue truck as described in the following specification. Tenderers may seek clarification on any matters relating to this Request for Tender by contacting Jim Barnes of the Harbour Grace Volunteer Fire Brigade at the contact information listed in this document. It is the responsibility of the tenderer to request any clarification or additional information arising from analysis of the request for tender.

Specifications:

OVERALL HEIGHT OF THE COMPLETED UNIT WILL NOT EXCEED 10 FEET. THIS WILL SUPERSEED ANY OTHER SPECIFICATION HERE AFTER

- 1 (one) new 2023 or newer ¾ ton (three quarter ton) full size crew cab 4x4 pickup truck with 8 ft box Y / N
- 4-wheel drive with electronic shift and locking differential Y / N
- Cab to have 4 full size doors Y / N
- Truck to be fire engine red or equivalent Y / N
- Truck will be single rear wheels Y / N
- Minimum 6.6 Liter V8 gas engine Y / N
- Minimum 6 speed automatic transmission Y / N
- Minimum 3.73 Electronic axle ratio Y / N
- Full size 8 foot box with spray in bed liner, no exceptions Y / N
- Extendable heated mirrors, with fold in capability Y / N
- Air conditioning with rear seat vents Y / N
- Power windows Y / N
- Power locks Y / N
- Painted front and rear bumpers same color as the truck Y / N
- Deep tint glass on side windows Y / N
- Skid plates Y / N
- Trailer tow package Y / N
 - o Which will include 2-inch receiver back of vehicle Y / N
 - o Wiring harness on rear Y / N
- Minimum 11,500 lbs. GVWR Y / N
- Back up camera with minimum 10-inch display screen Y / N
- AM/FM radio with USB & Blue Tooth capability Y / N
- Lane change alert with blind spot detection Y / N
- Cross traffic alert Y / N

- Minimum dual batteries with 730 cold cranking amps Y / N
- Dual alternators minimum 220 & 170 V Y / N
- A trickle charger will be installed capable of keeping the 2 batteries charged and will be connected to the shore power in the space cap. A visual battery level indicator will be located adjacent to the auto eject connection. Y / N
- Front and rear splash guards Y / N
- Intermittent wipers Y / N
- Foot steps for all four doors color black Y / N
- Automatic locking rear differential Y / N
- External oil cooler Y / N
- External transmission cooler Y / N
- Minimum 2 USB ports in cab Y / N
- 12-volt outlet in cab Y / N
- 40/20/40 split bench front seat with vinyl covering grey or black in color Y / N
- Vinyl floor or equivalent Y / N
- Manual adjust steering column minimum Y / N
- Power adjust driver's seat Y / N
- 60 / 40 rear folding seat, vinyl covering Y / N
- Single zone climate control Y / N
- 17-inch 10 ply aggressive, all terrain tires on steel rims painted black Y / N
- LED head lights Y / N
- LED tail / brake lights Y / N
- LED interior cab lights Y / N
- Traction & stability control Y / N
- Tire Pressure monitoring system Y / N
- Standard manufacturer warranty will apply Y / N

Truck will be supplied with 1 (one) 8-foot full size walk in space cap, model Diablo or equivalent

- Made from fiberglass Y / N
- Minimum 75" height Y / N
- Minimum 49.5" width on floor Y / N
- Minimum 98" length on floor Y / N
- 40/60 rear doors Y / N
- Integrated sky lights Y / N
- Rubber mat on floor Y / N
- Cap will be white in color Y / N
- Cap will come with a color backup camera that integrates with the truck camera and screen Y / N
- Cap will have a rear step that allows access to the trailer hitch Y / N
- Interior will contain the following compartments Y / N
 - o Driver's side 84' long Ranger, or equivalent, 4 shelf steel unit N-5-DS84-4 Y / N
 - Shelves to be mounted so a space exists between the front of the shelves and the cap to store 4 folding chairs, the back of the unit will have 4 hooks mounted
 - o Passenger side 84' long Ranger, or equivalent, 3 shelf steel unit N4-RS84-3 Y / N

- Shelves to be mounted on top of Stokes Basket Coffin and as far forward as possible Y / N
 - All shelves will have 2 Velcro straps per section to secure items Y / N
 - Stokes basket coffin Y / N
 - To be constructed of aluminum and mounted on the floor passenger side under shelf unit. Dimensions are: 90' long x 26' high x 8.5' wide with a strap to secure basket in coffin. The Harbour Grace Volunteer Fire Brigade can provide basket to the tenderer for exact measurements if required.
 - The cab overhang shelf will be divided by a shelf at least 14' high. The shelf will run the full width of the cap and be at least 2' deep with a lip Y / N

See attached diagram of interior shelving set up as a reference

- Cap will have 3 LED light strips situated to ensure maximum light distribution Y / N
- Shore power will be connected to the driver's side via a Kussmaul auto eject plug Y / N
- Shore power will lead to a GFIC 2 outlet box on the dr.'s side forward position Y / N
- There will be 4 110v double plugs mounted in the cap, 2 on each side on each section of shelves fed from the power supply Y / N
- (1) 3000w inverter will be installed next to the power supply on the driver's side. This will receive power from the truck 12v electrical system when the truck is running Y / N
- 12V heater will be installed in the forward position of the cap and run off the trucks cooling system Y / N

Emergency Lighting and siren system

- All lights will be controlled by a central control center located in middle of the front seats with the center fold down removed. Y / N
 - Tenderer to construct center console after removing center fold down Y / N
 - Control center will contain all emergency lighting controls Y / N
 - Auxiliary lighting controls Y / N
 - Siren controls Y / N
 - 1 radio installed (provided by fire brigade) Y / N
 - 1 blank space for future radio install with prewire for new provincial digital Radio system Y / N
 - 2 cup holders Y / N
- Grill lights will be (4) Whelen Ion Wide Angle Surface mounts red / white combination Y / N
- A Whelen Inner Edge lightbar will be mounted in the top of the inside front windshield with a red/white combination Y / N
- A Whelen Avenger II services dual light head red/white will be mounted in the center of the inside of the windshield dash position Y / N
- A Whelan M7 series Surface mount red / white combination light will be mounted on each side of the front corner of the truck Y / N
- A Whelan Mirror light or equivalent will be mounted on or under each side mirror color red Y / N

Space Cap

- (4) Whelen M9 series all red led lights will be mounted on the cap one on each top corner, (1) driver's side top front, (1) driver's side top rear, (1) passenger side front top, (1) passenger side top rear **Y / N**
- (2) Whelen Ion wide angle surface lights red will be mounted, 1 on each side lower section in the middle of the space cap on driver and passenger side **Y / N**
- (2) Whelen Ion wide angle surface lights Red will be mounted on the rear of the cap middle, one on each side **Y / N**
- (2) Whelen Ion wide angle lights red/amber will be mounted on the rear of the cap top corners one on each side **Y / N**
- (1) Whelan Vertex red light will be mounted on the inside of each rear space cap door, to be seen when door is open and emergency lights activated. **Y / N**
- (1) Whelen traffic advisor amber will be mounted on the on the rear of the cap center over the doors – (10 ft maximum overall height cannot be exceeded) **Y / N**
- (6) white scene lights, Ecco series EW2602-W or equivalent will be installed, one on each corner of the top of the cap sides and rear. Lights will be controlled by left, right & rear button on center console **Y / N**
- (1) 30' white Cree LED light bar will be installed on the front bumper of the truck **Y / N**
- (1) Whelen 100w siren with speaker will be installed. Siren to be activated in the cab by a knob control **Y / N**
- All emergency lights will meet latest NFPA standards **Y / N**
- All emergency lights, scene lights, bumper light, amber arrow stick and siren will be controlled by one unit mounted in the center control console. Whelen CenCom Sapphire or equivalent. The emergency lights will be controlled by a 3-position slide switch **Y / N**
- Slide switch (1) position will activate emergency lights on space cap and front grill **Y / N**
- Slide switch (2) position will activate all emergency lights in the red only mode **Y / N**
- Slide switch (3) position will activate all emergency lights in the red/white/amber mode **Y / N**

Graphic Package

- A reflective 6-inch white stripe will run from the front of the truck to the position between the rear of the cab and the front of the wheel well. The stripe will then angle up and transition to the space cap middle, the stripe will change to red, then proceed to the end of the space cap. This will be on the driver and passenger side **Y / N**
- The rear doors of the cap will be completely covered with red/lime green or yellow chevron as per NFPA standards **Y / N**
- The side stripes will break on each front door to allow for fire department crest to go in the middle **Y / N**
- 4-inch reflective lettering in yellow will go on each front side panel over the wheel well stating "RESCUE 3" both driver and passenger sides **Y / N**
- 6-inch lettering will be placed on the space cap on 2 sides in yellow stating " Harbour Grace Volunteer Fire Brigade Technical Rescue Unit". Exact positioning will be determined at time of install. **Y / N**
- Standard Newfoundland and Labrador "911" decal will be placed on the rear of the truck both sides **Y / N**

- 4-inch lettering in yellow will be placed on both sides of the cap stating “Technical Rope Rescue, Water / Ice Rescue, Medical First Response, exact location be determined at time of install **Y / N**
- (1) 12-inch blue star of life will be placed on the cap on each side, exact location to be determined at time of install **Y / N**
- (1) 6 inches by 12 inch combination flags (Town of Harbour Grace / Newfoundland & Labrador) will be placed on the truck or cap each side, exact location be determined at time of install **Y / N**
- (1) 8-inch lettering in red, rear view mirror image will be placed across the front cab overhang of the space cap stating “Rescue Unit” **Y / N**

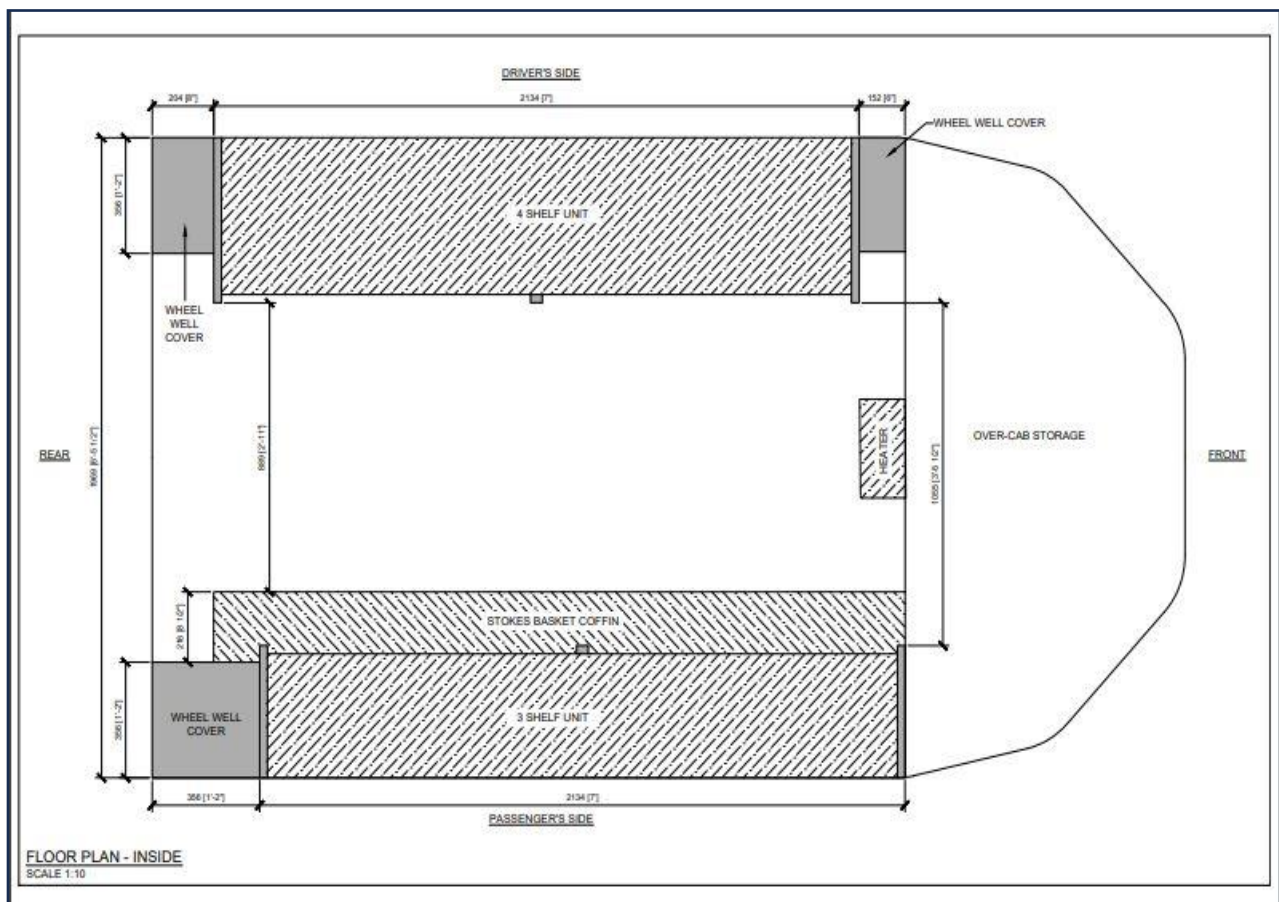
The contact information for any questions related to the technical aspect of this tender will be directed to:

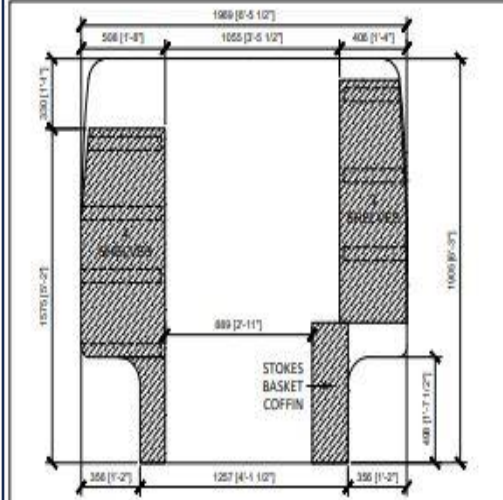
Jim Barnes

Jimbarnes911@hotmail.com

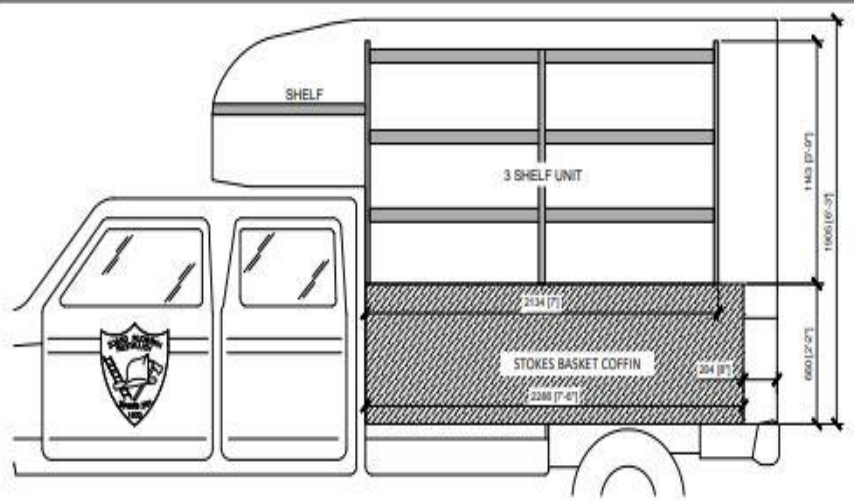
(c) 709 680-0943

SPACE CAP DRAWINGS

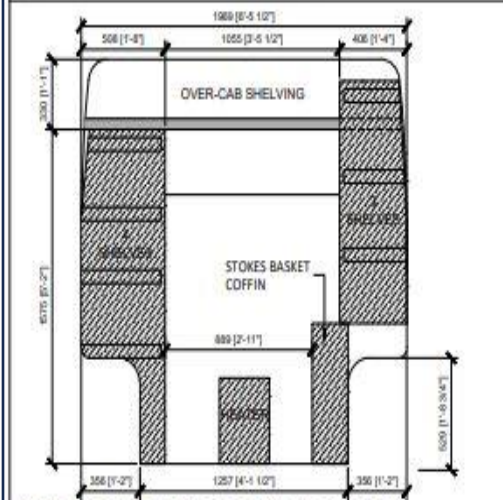




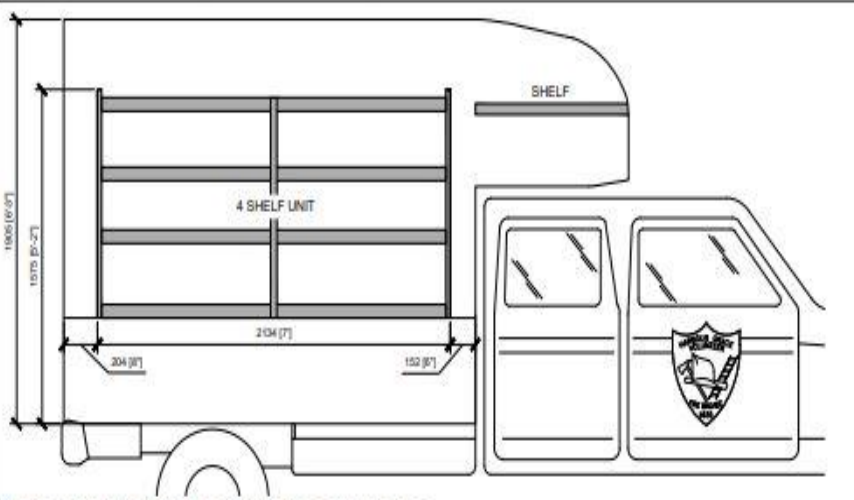
VIEW - STANDING AT REAR LOOKING INSIDE
SCALE 1:20



VIEW - STANDING INSIDE LOOKING AT PASSENGER'S SIDE
SCALE 1:20



VIEW - STANDING INSIDE LOOKING AT OVER-CAB
SCALE 1:20



VIEW - STANDING INSIDE LOOKING AT DRIVER'S SIDE
SCALE 1:20